


Name: _____

TANGY TUESDAY™

PACK	LEVEL	WEEK
------	-------	------

3	K	1
---	---	---

Step-by-step examples at tangmath.com/puzzles



TANGY TUESDAY

Pack 3

Tang-A-Row · Gridlock · Shape Up · Pictarithms · Mystery Numbers

Name: _____

TANG-A-ROW

Step-by-step examples at tangmath.com/puzzles

TANGY TUESDAY™

PACK	LEVEL	WEEK
3	K	1

Make the equations true using each number from the number bank once.

NUMBER BANK

2 3 4 5

$$\underline{2} = \text{two}$$

$$\underline{5} = \text{five}$$

$$\underline{3} = \text{three}$$

$$\underline{4} = \text{four}$$

Name: _____

GRIDLOCK

Step-by-step examples at tangmath.com/puzzles

TANGY TUESDAY™		
PACK	LEVEL	WEEK
3	K	1

Complete the grid, using each item in the bank once.
Use column and row clues to determine the correct position for each item.

NUMBER BANK

one seven ten three

	ENDS WITH LETTER "n"	ENDS WITH LETTER "e"
HAS 3 LETTERS	ten	one
HAS 5 LETTERS	seven	three

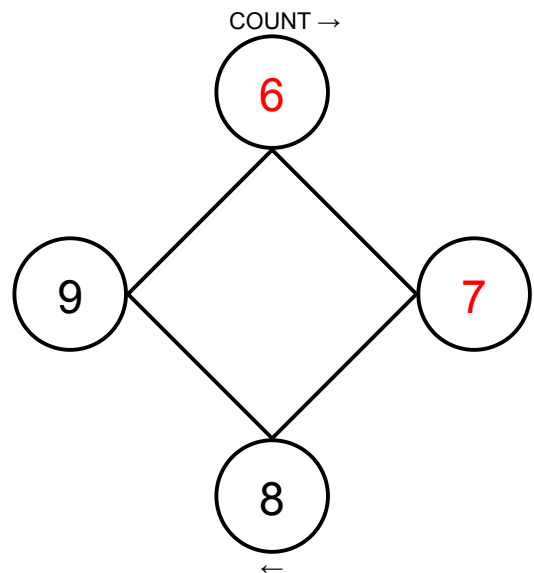
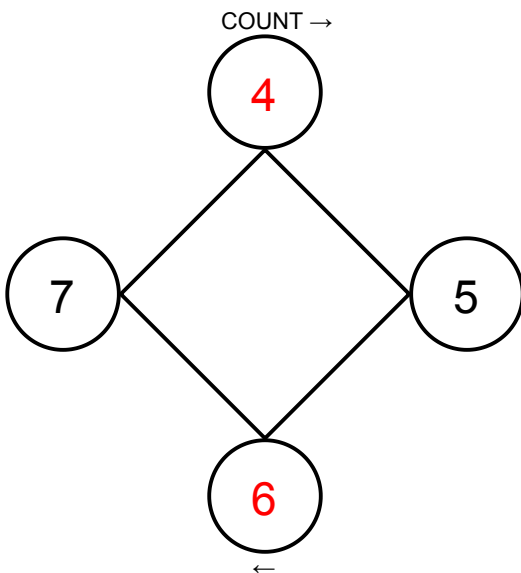
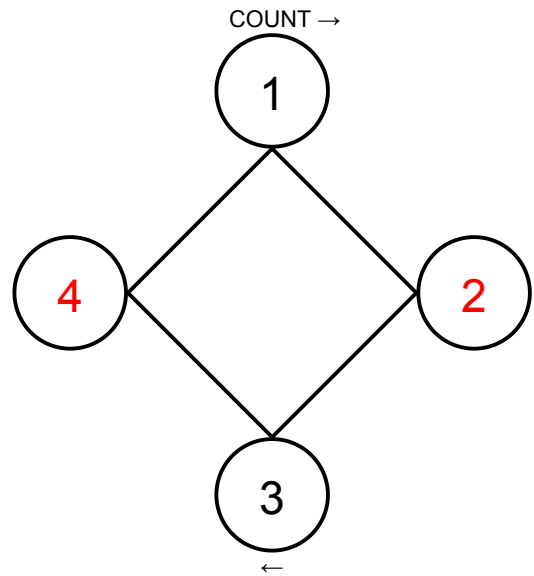
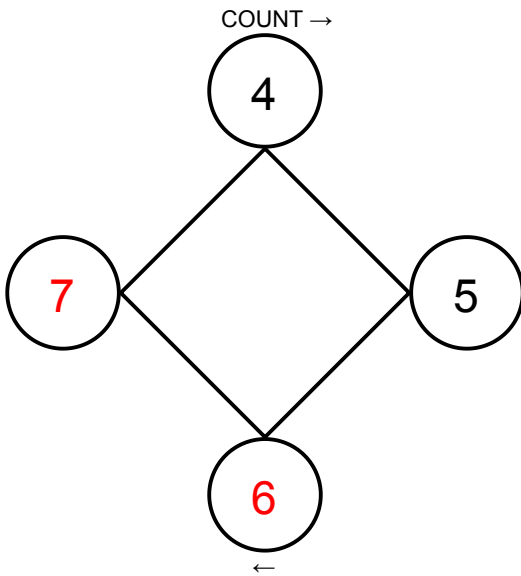
Name: _____

SHAPE UP

Step-by-step examples at tangmath.com/puzzles

TANGY TUESDAY™		
PACK	LEVEL	WEEK
3	K	1

Fill the missing numbers to count around the diamond.



Name: _____

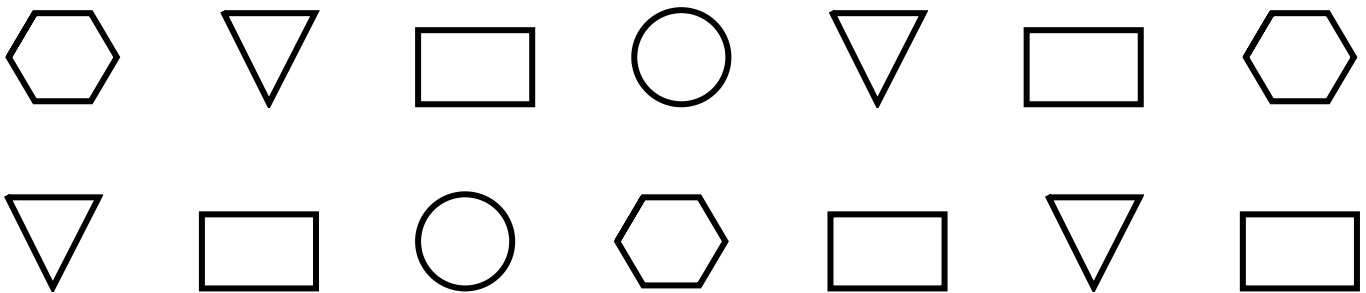
TANGY TUESDAY™

PICTARITHMS

Step-by-step examples at tangmath.com/puzzles

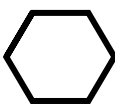
PACK	LEVEL	WEEK
3	K	1

Count to see how many. Then fill the blank with the correct number.



How many  ? 4

How many  ? 2

How many  ? 3

How many  ? 5

Name: _____

TANGY TUESDAY™

MYSTERY NUMBERS

PACK LEVEL WEEK

Step-by-step examples at tangmath.com/puzzles

3

K

1

Count on to find the total. Write the total in the top circle.

