


Name: _____

TANGY TUESDAY™

PACK	LEVEL	WEEK
------	-------	------

1	E	29
---	---	----

Step-by-step examples at tangmath.com/tutorials



TANGY TUESDAY

Pack 1

DigiCross · Snake · NumTanga · Kakooma · Equato

Name: _____


DIGICROSS

Step-by-step examples at tangmath.com/tutorials

TANGY TUESDAY™

PACK	LEVEL	WEEK
1	E	29

Complete the crossword by filling in a word that fits each clue.



ACROSS

- $\frac{3}{4} \times \frac{1}{3} = \frac{\quad}{4}$
- $.3 \times .6 = 18 \underline{\quad}$
- $2,640 \div 12 = 200 + \underline{\quad}$
- $9 \times [12 - (5 - 3)]$
- 24 is $\underline{\quad}$ times .8

DOWN

- $\frac{2}{3} - \frac{2}{5} = \underline{\quad}$ fifteenths
- .384 is closest to $\underline{\quad}$ hundredths
- 795×10^2 has $\underline{\quad}$ zeroes
- $\frac{4}{5} + \frac{1}{6}$ is $\underline{\quad}$ than 1
- $5 \div \frac{5}{6}$

Name: _____

SNAKE

Step-by-step examples at tangmath.com/tutorials

PACK	LEVEL	WEEK
1	E	29

Fill each empty box, in order, combining the numbers from the previous 2 boxes.

8		$\times \frac{1}{5}$			$\times \frac{1}{8}$	
$\div \frac{1}{3}$		-6		$\div \frac{1}{3}$	+10	$\div \frac{1}{10}$
+12		$\div \frac{1}{4}$		+36	$\div \frac{1}{6}$	-72
	$\times \frac{1}{4}$				$\times \frac{1}{6}$	8

10	$\div \frac{1}{9}$		+0		$\times \frac{1}{10}$		$\div \frac{1}{9}$	
								-73
	$\times \frac{1}{2}$		-14		$\div \frac{1}{8}$		$\times \frac{1}{2}$	
$\div \frac{1}{2}$								
	+24		$\times \frac{1}{6}$		$\div \frac{1}{9}$		-13	50


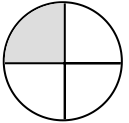


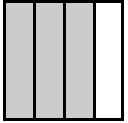
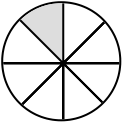



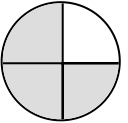









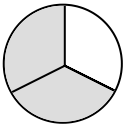



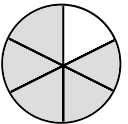



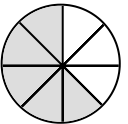









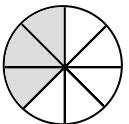



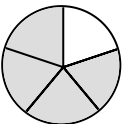


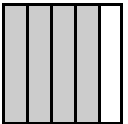
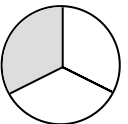








Name: _____

NUMTANGA

Step-by-step examples at tangmath.com/tutorials

PACK	LEVEL	WEEK
1	E	29

In each empty box, write the matching value between adjacent cards.

<table border="1" style="width: 100%; height: 100%;"> <tr> <td style="text-align: center;">$\frac{4}{5}$</td> <td style="text-align: center;"></td> </tr> <tr> <td style="text-align: center;"></td> <td style="text-align: center;">three eighths</td> </tr> </table>	$\frac{4}{5}$			three eighths		<table border="1" style="width: 100%; height: 100%;"> <tr> <td style="text-align: center;">$\frac{1}{4}$</td> <td style="text-align: center;"></td> </tr> <tr> <td style="text-align: center;"></td> <td style="text-align: center;">one fifth</td> </tr> </table>	$\frac{1}{4}$			one fifth		<table border="1" style="width: 100%; height: 100%;"> <tr> <td style="text-align: center;">$\frac{7}{8}$</td> <td style="text-align: center;"></td> </tr> <tr> <td style="text-align: center;"></td> <td style="text-align: center;">four fifths</td> </tr> </table>	$\frac{7}{8}$			four fifths
$\frac{4}{5}$																
	three eighths															
$\frac{1}{4}$																
	one fifth															
$\frac{7}{8}$																
	four fifths															
<input style="width: 100%; height: 100%;" type="text"/>		<input style="width: 100%; height: 100%;" type="text"/>		<input style="width: 100%; height: 100%;" type="text"/>												
<table border="1" style="width: 100%; height: 100%;"> <tr> <td style="text-align: center;">$\frac{1}{2}$</td> <td style="text-align: center;"></td> </tr> <tr> <td style="text-align: center;"></td> <td style="text-align: center;">one eighth</td> </tr> </table>	$\frac{1}{2}$			one eighth		<table border="1" style="width: 100%; height: 100%;"> <tr> <td style="text-align: center;">$\frac{3}{8}$</td> <td style="text-align: center;"></td> </tr> <tr> <td style="text-align: center;"></td> <td style="text-align: center;">two thirds</td> </tr> </table>	$\frac{3}{8}$			two thirds		<table border="1" style="width: 100%; height: 100%;"> <tr> <td style="text-align: center;">$\frac{1}{8}$</td> <td style="text-align: center;"></td> </tr> <tr> <td style="text-align: center;"></td> <td style="text-align: center;">seven eighths</td> </tr> </table>	$\frac{1}{8}$			seven eighths
$\frac{1}{2}$																
	one eighth															
$\frac{3}{8}$																
	two thirds															
$\frac{1}{8}$																
	seven eighths															
<input style="width: 100%; height: 100%;" type="text"/>		<input style="width: 100%; height: 100%;" type="text"/>		<input style="width: 100%; height: 100%;" type="text"/>												
<table border="1" style="width: 100%; height: 100%;"> <tr> <td style="text-align: center;">$\frac{3}{4}$</td> <td style="text-align: center;"></td> </tr> <tr> <td style="text-align: center;"></td> <td style="text-align: center;">one third</td> </tr> </table>	$\frac{3}{4}$			one third		<table border="1" style="width: 100%; height: 100%;"> <tr> <td style="text-align: center;">$\frac{5}{6}$</td> <td style="text-align: center;"></td> </tr> <tr> <td style="text-align: center;"></td> <td style="text-align: center;">one sixth</td> </tr> </table>	$\frac{5}{6}$			one sixth		<table border="1" style="width: 100%; height: 100%;"> <tr> <td style="text-align: center;">$\frac{1}{5}$</td> <td style="text-align: center;"></td> </tr> <tr> <td style="text-align: center;"></td> <td style="text-align: center;">five eighths</td> </tr> </table>	$\frac{1}{5}$			five eighths
$\frac{3}{4}$																
	one third															
$\frac{5}{6}$																
	one sixth															
$\frac{1}{5}$																
	five eighths															
<input style="width: 100%; height: 100%;" type="text"/>		<input style="width: 100%; height: 100%;" type="text"/>		<input style="width: 100%; height: 100%;" type="text"/>												

Name: _____

KAKOOMA

PACK	LEVEL	WEEK
1	E	29

Step-by-step examples at tangmath.com/tutorials

In each group, circle the one number that is the sum or product of two other numbers.
Write the circled numbers in the final puzzle and solve.

17	11	24	7	24	27	13	16	8
15	+	29	5	+	11	9	+	6
20	6	27	14	18	26	1	20	30
21	5	22				21	28	3
3	+	20				19	+	1
9	23	10				15	12	17
18	22	10	12	1	15	9	30	19
14	+	2	26	+	30	29	+	4
25	30	11	7	2	6	16	28	22

Final Puzzle

	+	

Final Answer

Name: _____

TANGY TUESDAY™

EQUATO

Step-by-step examples at tangmath.com/tutorials

PACK	LEVEL	WEEK
1	E	29

Use each number once to complete the equations. Read equations left to right and top to bottom.

NUMBER BANK

1 2 3 4 5 6 7 8 9 9

5	=	6	+		+	3	-	
=		÷		+		+		+
7	×	2	-		×		=	
+		+		-		+		-
	+	8	-	3	-		=	
+		-		-		÷		-
1	×		-	4	-	2	=	1
-		=		=		=		=
9	=	4	×	6	-	5	×	