


Name: \_\_\_\_\_

**TANGY TUESDAY™**

PACK	LEVEL	WEEK
------	-------	------

1	E	29
---	---	----

Step-by-step examples at [tangmath.com/tutorials](http://tangmath.com/tutorials)



# TANGY TUESDAY

## Pack 1

DigiCross · Snake · NumTanga · Kakooma · Equato

Name: \_\_\_\_\_

# DIGICROSS

Step-by-step examples at [tangmath.com/tutorials](http://tangmath.com/tutorials)

PACK	LEVEL	WEEK
1	E	29

Complete the crossword by filling in a word that fits each clue.

**ACROSS**

2.  $\frac{3}{4} \times \frac{1}{3} = \frac{\quad}{4}$
4.  $.3 \times .6 = 18 \underline{\quad}$
8.  $2,640 \div 12 = 200 + \underline{\quad}$
9.  $9 \times [12 - (5 - 3)]$
10. 24 is  $\underline{\quad}$  times .8

**DOWN**

1.  $\frac{2}{3} - \frac{2}{5} = \underline{\quad}$  fifteenths
3. .384 is closest to  $\underline{\quad}$  hundredths
5.  $795 \times 10^2$  has  $\underline{\quad}$  zeroes
6.  $\frac{4}{5} + \frac{1}{6}$  is  $\underline{\quad}$  than 1
7.  $5 \div \frac{5}{6}$

Name: \_\_\_\_\_

# SNAKE

Step-by-step examples at [tangmath.com/tutorials](http://tangmath.com/tutorials)

PACK	LEVEL	WEEK
1	E	29

Fill each empty box, in order, combining the numbers from the previous 2 boxes.

8		30	$\times \frac{1}{5}$	6		64	$\times \frac{1}{8}$	8
$\div \frac{1}{3}$		-6		$\div \frac{1}{3}$		+10		$\div \frac{1}{10}$
24		36		18		54		80
+12		$\div \frac{1}{4}$		+36		$\div \frac{1}{6}$		-72
36	$\times \frac{1}{4}$	9		54	$\times \frac{1}{6}$	9		8

10	$\div \frac{1}{9}$	90	+0	90	$\times \frac{1}{10}$	9	$\div \frac{1}{9}$	81
								-73

9	$\times \frac{1}{2}$	18	-14	32	$\div \frac{1}{8}$	4	$\times \frac{1}{2}$	8
$\div \frac{1}{2}$								
18	+24	42	$\times \frac{1}{6}$	7	$\div \frac{1}{9}$	63	-13	50


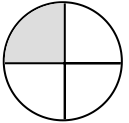


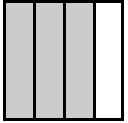
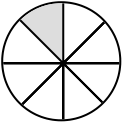



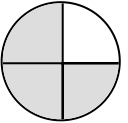









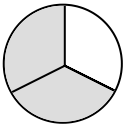



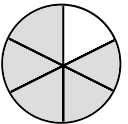



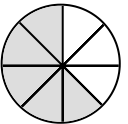









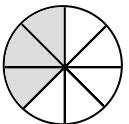



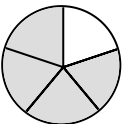


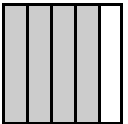
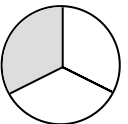








Name: \_\_\_\_\_

# NUMTANGA

Step-by-step examples at [tangmath.com/tutorials](http://tangmath.com/tutorials)

PACK	LEVEL	WEEK
1	E	29

In each empty box, write the matching value between adjacent cards.

<table border="1" style="width: 100%; height: 100%;"> <tr> <td style="text-align: center;"><math>\frac{4}{5}</math></td> <td style="text-align: center;"></td> </tr> <tr> <td style="text-align: center;"></td> <td style="text-align: center;">three eighths</td> </tr> </table>	$\frac{4}{5}$			three eighths	<div style="border: 1px solid black; padding: 5px; width: 40px; margin: 0 auto;"><math>\frac{1}{4}</math></div>	<table border="1" style="width: 100%; height: 100%;"> <tr> <td style="text-align: center;"><math>\frac{1}{4}</math></td> <td style="text-align: center;"></td> </tr> <tr> <td style="text-align: center;"></td> <td style="text-align: center;">one fifth</td> </tr> </table>	$\frac{1}{4}$			one fifth	<div style="border: 1px solid black; padding: 5px; width: 40px; margin: 0 auto;"><math>\frac{3}{4}</math></div>	<table border="1" style="width: 100%; height: 100%;"> <tr> <td style="text-align: center;"><math>\frac{7}{8}</math></td> <td style="text-align: center;"></td> </tr> <tr> <td style="text-align: center;"></td> <td style="text-align: center;">four fifths</td> </tr> </table>	$\frac{7}{8}$			four fifths
$\frac{4}{5}$																
	three eighths															
$\frac{1}{4}$																
	one fifth															
$\frac{7}{8}$																
	four fifths															
<div style="border: 1px solid black; padding: 5px; width: 40px; margin: 0 auto;"><math>\frac{1}{2}</math></div>		<div style="border: 1px solid black; padding: 5px; width: 40px; margin: 0 auto;"><math>\frac{1}{5}</math></div>		<div style="border: 1px solid black; padding: 5px; width: 40px; margin: 0 auto;"><math>\frac{7}{8}</math></div>												
<table border="1" style="width: 100%; height: 100%;"> <tr> <td style="text-align: center;"><math>\frac{1}{2}</math></td> <td style="text-align: center;"></td> </tr> <tr> <td style="text-align: center;"></td> <td style="text-align: center;">one eighth</td> </tr> </table>	$\frac{1}{2}$			one eighth	<div style="border: 1px solid black; padding: 5px; width: 40px; margin: 0 auto;"><math>\frac{2}{3}</math></div>	<table border="1" style="width: 100%; height: 100%;"> <tr> <td style="text-align: center;"><math>\frac{3}{8}</math></td> <td style="text-align: center;"></td> </tr> <tr> <td style="text-align: center;"></td> <td style="text-align: center;">two thirds</td> </tr> </table>	$\frac{3}{8}$			two thirds	<div style="border: 1px solid black; padding: 5px; width: 40px; margin: 0 auto;"><math>\frac{3}{8}</math></div>	<table border="1" style="width: 100%; height: 100%;"> <tr> <td style="text-align: center;"><math>\frac{1}{8}</math></td> <td style="text-align: center;"></td> </tr> <tr> <td style="text-align: center;"></td> <td style="text-align: center;">seven eighths</td> </tr> </table>	$\frac{1}{8}$			seven eighths
$\frac{1}{2}$																
	one eighth															
$\frac{3}{8}$																
	two thirds															
$\frac{1}{8}$																
	seven eighths															
<div style="border: 1px solid black; padding: 5px; width: 40px; margin: 0 auto;"><math>\frac{1}{3}</math></div>		<div style="border: 1px solid black; padding: 5px; width: 40px; margin: 0 auto;"><math>\frac{5}{6}</math></div>		<div style="border: 1px solid black; padding: 5px; width: 40px; margin: 0 auto;"><math>\frac{5}{8}</math></div>												
<table border="1" style="width: 100%; height: 100%;"> <tr> <td style="text-align: center;"><math>\frac{3}{4}</math></td> <td style="text-align: center;"></td> </tr> <tr> <td style="text-align: center;"></td> <td style="text-align: center;">one third</td> </tr> </table>	$\frac{3}{4}$			one third	<div style="border: 1px solid black; padding: 5px; width: 40px; margin: 0 auto;"><math>\frac{1}{6}</math></div>	<table border="1" style="width: 100%; height: 100%;"> <tr> <td style="text-align: center;"><math>\frac{5}{6}</math></td> <td style="text-align: center;"></td> </tr> <tr> <td style="text-align: center;"></td> <td style="text-align: center;">one sixth</td> </tr> </table>	$\frac{5}{6}$			one sixth	<div style="border: 1px solid black; padding: 5px; width: 40px; margin: 0 auto;"><math>\frac{4}{5}</math></div>	<table border="1" style="width: 100%; height: 100%;"> <tr> <td style="text-align: center;"><math>\frac{1}{5}</math></td> <td style="text-align: center;"></td> </tr> <tr> <td style="text-align: center;"></td> <td style="text-align: center;">five eighths</td> </tr> </table>	$\frac{1}{5}$			five eighths
$\frac{3}{4}$																
	one third															
$\frac{5}{6}$																
	one sixth															
$\frac{1}{5}$																
	five eighths															

Name: \_\_\_\_\_

**TANGY TUESDAY™**

# KAKOOMA

PACK	LEVEL	WEEK
1	E	29

Step-by-step examples at [tangmath.com/tutorials](http://tangmath.com/tutorials)

In each group, circle the one number that is the sum or product of two other numbers.  
Write the circled numbers in the final puzzle and solve.

17	11	24	7	24	27	13	16	8
15	+	29	5	+	11	9	+	6
20	6	27	14	18	26	1	20	30
21	5	22				21	28	3
3	+	20				19	+	1
9	23	10				15	12	17
18	22	10	12	1	15	9	30	19
14	+	2	26	+	30	29	+	4
25	30	11	7	2	6	16	28	22

Final Puzzle

17	18	9
23	+	15
25	7	28

Final Answer

<b>25</b>
-----------

Name: \_\_\_\_\_

**TANGY TUESDAY™**

# EQUATO

Step-by-step examples at [tangmath.com/tutorials](http://tangmath.com/tutorials)

PACK	LEVEL	WEEK
1	E	29

Use each number once to complete the equations. Read equations left to right and top to bottom.

## NUMBER BANK

1 2 3 4 5 6 7 8 9 9

5	=	6	+	4	+	3	-	8
=		÷		+		+		+
7	×	2	-	9	×	1	=	5
+		+		-		+		-
6	+	8	-	3	-	2	=	9
+		-		-		÷		-
1	×	7	-	4	-	2	=	1
-		=		=		=		=
9	=	4	×	6	-	5	×	3