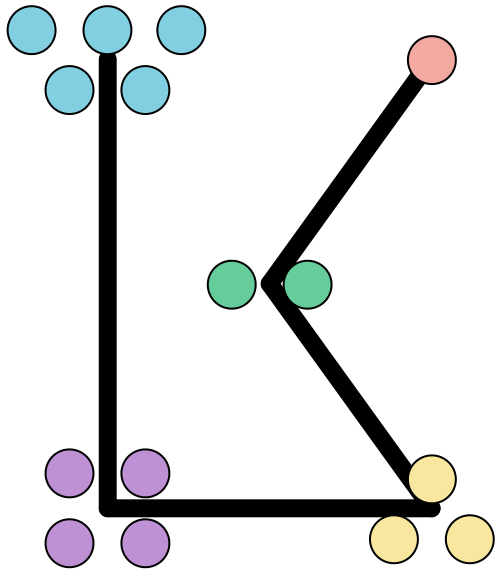


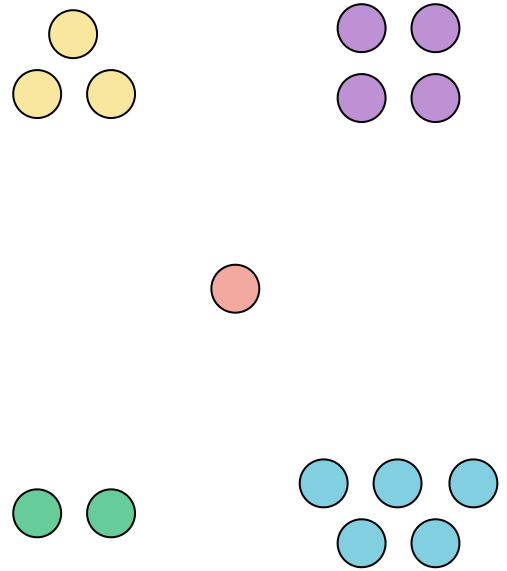
A.

Count down from 5. Draw lines to connect.



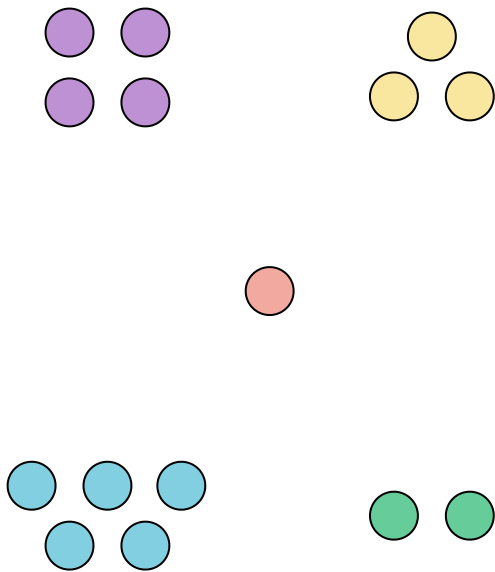
B.

Count down from 5. Draw lines to connect.



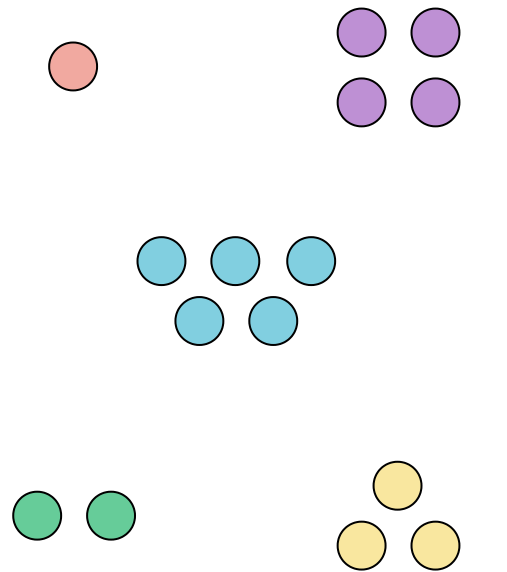
C.

Count down from 5. Draw lines to connect.



D.

Count down from 5. Draw lines to connect.



A.

Count down from 5. Draw lines to connect.

A large grey circle containing the number 3 is at the top left. To its right are five blue circles arranged in two rows: three in the top row and two in the bottom row. Below the blue circles are four purple circles arranged in a 2x2 grid. At the bottom left is a large grey circle containing the number 2, and at the bottom right is a large grey circle containing the number 1.

B.

Count down from 5. Draw lines to connect.

At the top left are three yellow circles arranged in a triangle (one on top, two below). To the right are two green circles. In the center is a large grey circle containing the number 1. At the bottom left are four purple circles arranged in a 2x2 grid, and at the bottom right is a large grey circle containing the number 5.

C.

Count down from 5. Draw lines to connect.

At the top left is a single red circle. To its right are five blue circles arranged in two rows: three in the top row and two in the bottom row. Below the blue circles are four purple circles arranged in a 2x2 grid. At the bottom left is a large grey circle containing the number 2, and at the bottom right is a large grey circle containing the number 3.

D.

Count down from 5. Draw lines to connect.

At the top left are two green circles. To the right is a large grey circle containing the number 3. In the center is a large grey circle containing the number 4. At the bottom left is a large grey circle containing the number 1, and at the bottom right are five blue circles arranged in two rows: three in the top row and two in the bottom row.

A.

Count down from 5. Draw lines to connect.

Activity A: A 2x2 grid of items. Top-left: 4 purple circles. Top-right: 5 cyan circles. Bottom-left: 1 red circle. Bottom-right: 2 gray circles containing the numbers 3 and 2.

B.

Count down from 5. Draw lines to connect.

Activity B: A 2x2 grid of items. Top-left: 3 yellow circles. Top-right: 2 green circles. Bottom-left: 4 purple circles. Bottom-right: 2 gray circles containing the numbers 5 and 1.

C.

Count down from 5. Draw lines to connect.

Activity C: A 2x2 grid of items. Top-left: 1 gray circle containing the number 5. Top-right: 1 red circle. Bottom-left: 4 purple circles. Bottom-right: 2 gray circles containing the numbers 3 and 2 green circles.

D.


Count down from 5. Draw lines to connect.

Activity D: A 2x2 grid of items. Top-left: 1 gray circle containing the number 4. Top-right: 1 red circle. Bottom-left: 5 yellow circles. Bottom-right: 2 gray circles containing the number 5 and 2 green circles.


Name: \_\_\_\_\_

Draw arrows to count backward from 5 to 1.

a.



b.



c.



d.




Name: \_\_\_\_\_


# COUNT & CONNECT - B


Draw the correct number of items in each box.

Then **count backward** from 5. Draw lines to connect each number to 1 less.

5 circles ○

1 house 

3 pencils 

4 books 

2 clouds 