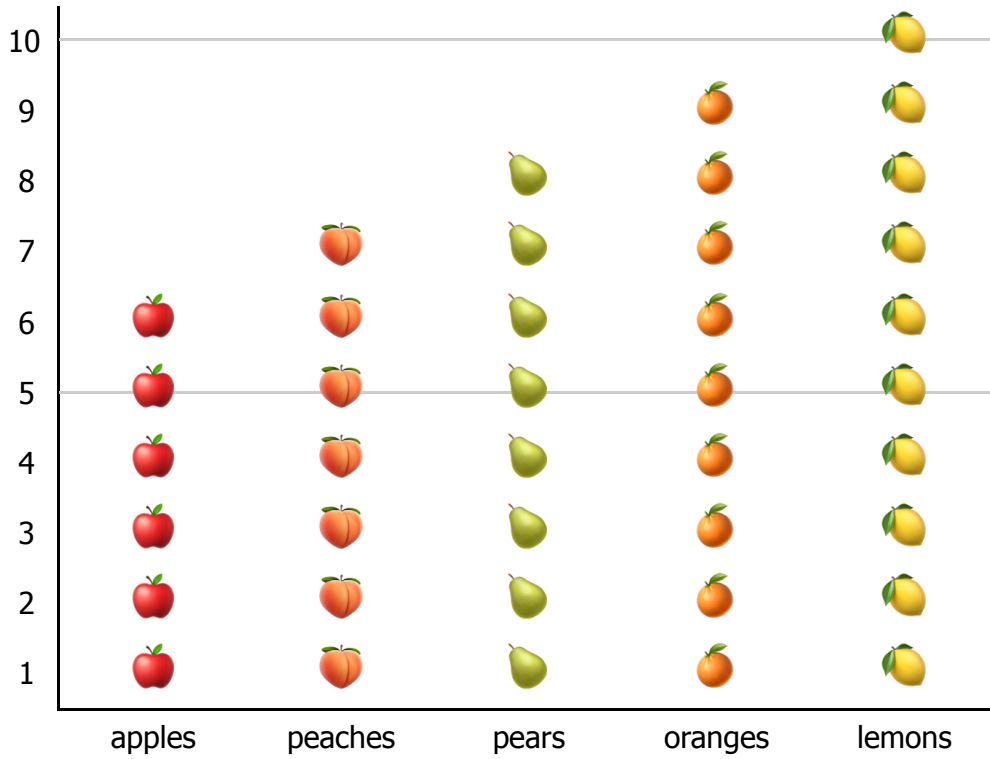







Name: \_\_\_\_\_

A.

**Number of Items**

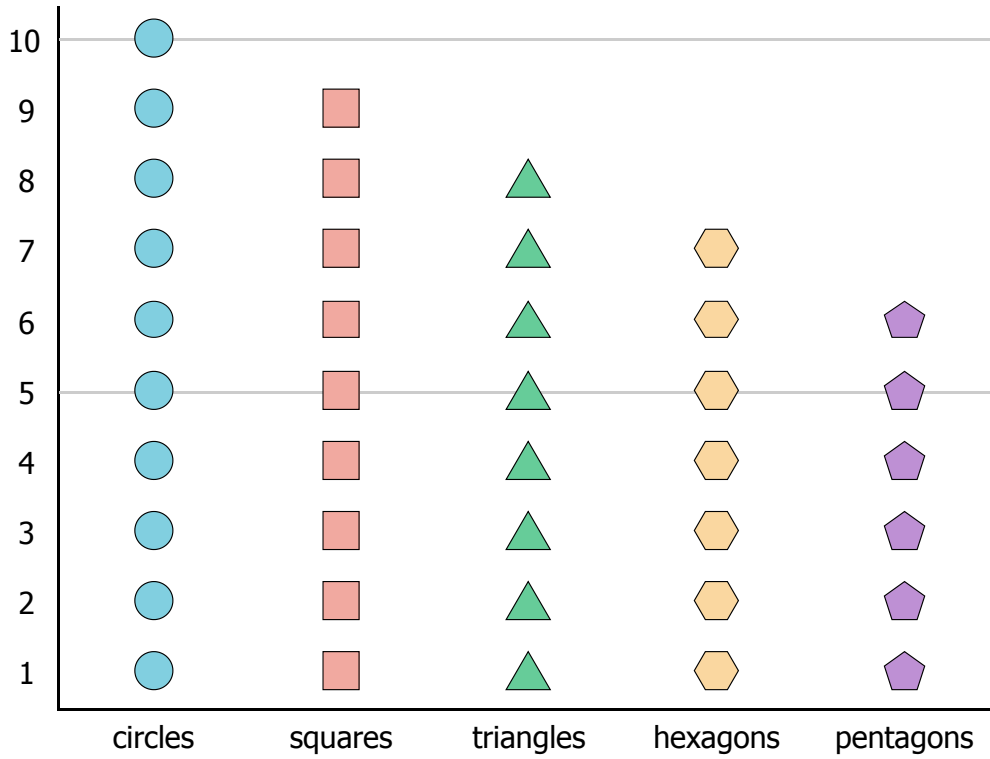







	=	_____
	=	_____
	=	_____
	=	_____
	=	_____

Name: \_\_\_\_\_

A.

### Number of Shapes









	=	_____
	=	_____
	=	_____
	=	_____
	=	_____

Name: \_\_\_\_\_

A.

### Number of Solids

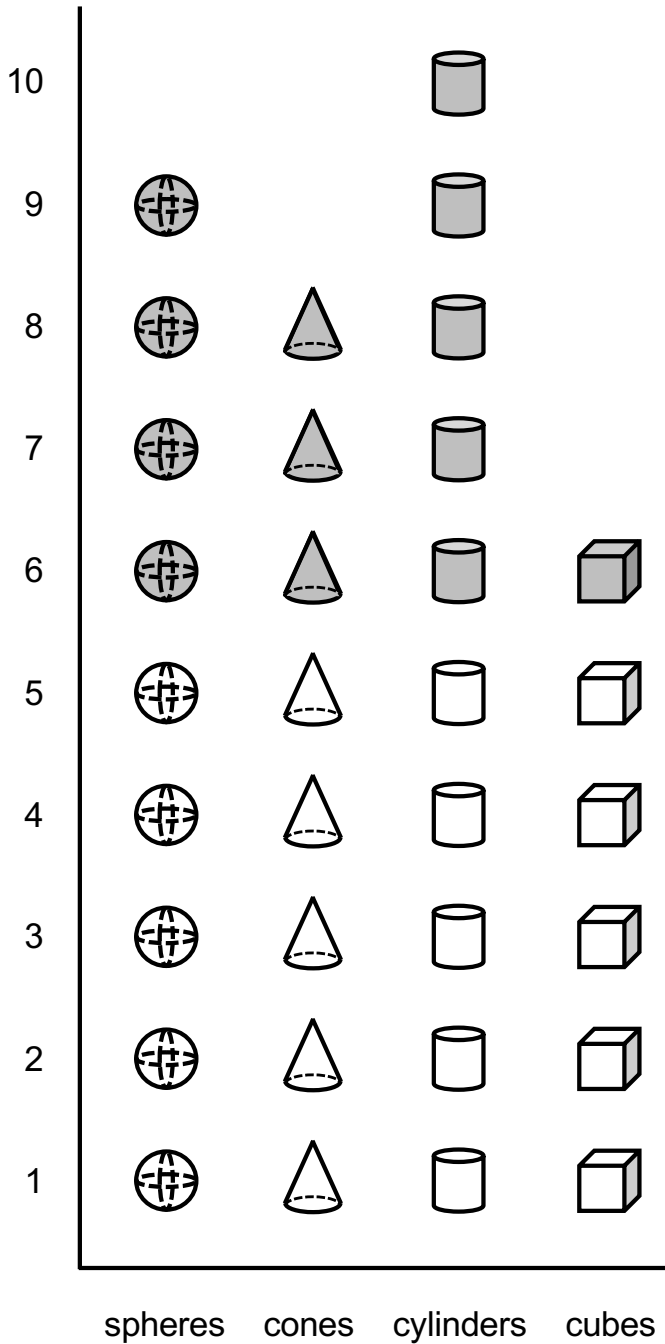


	=	_____
	=	_____
	=	_____
	=	_____
	=	_____

Name: \_\_\_\_\_

Problem of the Day Lesson 64

Count and compare the number of solid shapes.



a. How many ⊕ spheres?

6 7 8 9 10

b. How many △ cones?

6 7 8 9 10

c. How many ⊕ cylinders?

6 7 8 9 10





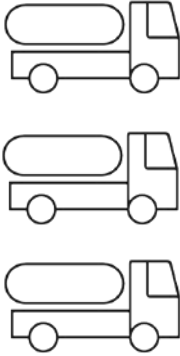





d. How many ⊕ cubes?

6 7 8 9 10

Name: \_\_\_\_\_

## GRAPHS TO 10 - B

Color the trucks. Then figure out how many and write the total at the top.

6				
				
				
orange dump truck	blue cement truck	red fire truck	green tow truck	yellow tanker